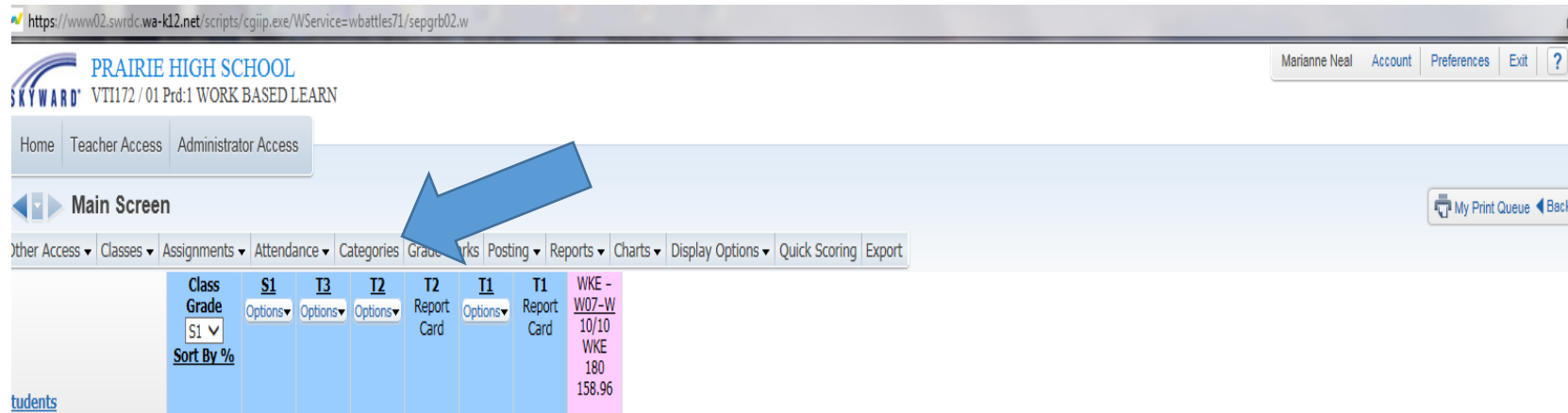


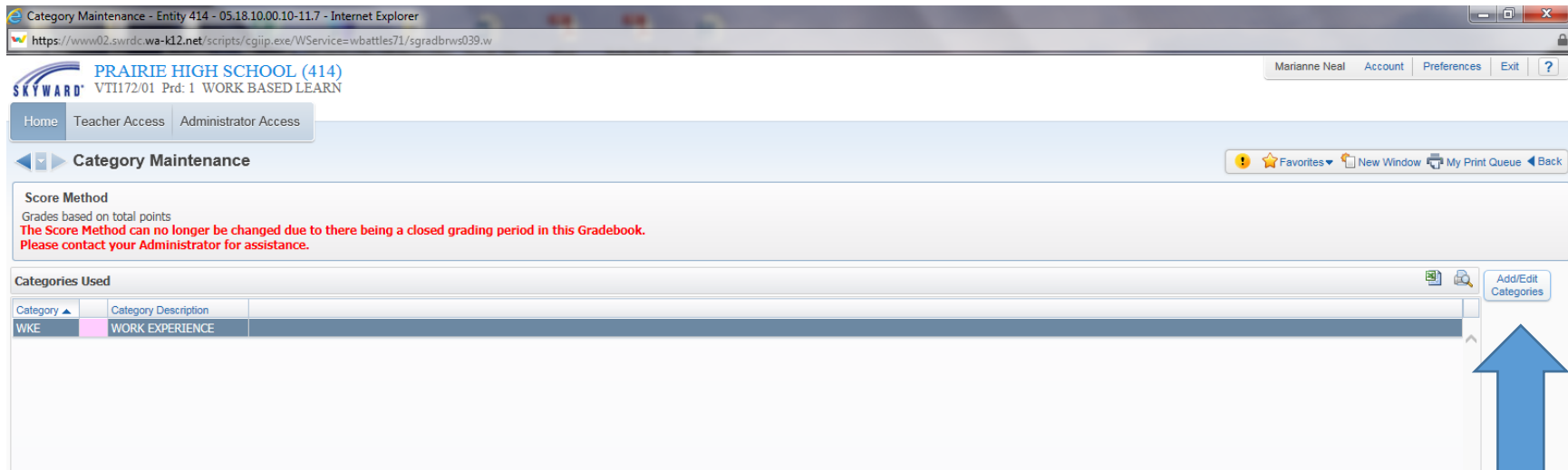
Grading in Skyward

Click on Categories



The screenshot shows the Skyward main screen for Prairie High School. The browser address bar displays the URL: <https://www02.swrdc.wa-k12.net/scripts/cgiip.exe/WService=wbattles71/sepgrb02.w>. The page header includes the school name and user information: "PRAIRIE HIGH SCHOOL VTI172 / 01 Prd:1 WORK BASED LEARN" and "Marianne Neal Account Preferences Exit ?". Navigation tabs include "Home", "Teacher Access", and "Administrator Access". The "Main Screen" section features a menu bar with items: "Other Access", "Classes", "Assignments", "Attendance", "Categories", "Grades", "Marks", "Posting", "Reports", "Charts", "Display Options", "Quick Scoring", and "Export". A blue arrow points to the "Categories" menu item. Below the menu, a table shows the "Class Grade" dropdown set to "S1" and a "Sort By %" dropdown. A table of statistics is visible, including "WKE - W07-W 10/10", "WKE 180", and "158.96".

Add/Edit Categories



The screenshot shows the "Category Maintenance" screen in Skyward. The browser address bar displays the URL: <https://www02.swrdc.wa-k12.net/scripts/cgiip.exe/WService=wbattles71/sgradbrws039.w>. The page header includes the school name and user information: "PRAIRIE HIGH SCHOOL (414) VTI172/01 Prd: 1 WORK BASED LEARN" and "Marianne Neal Account Preferences Exit ?". Navigation tabs include "Home", "Teacher Access", and "Administrator Access". The "Category Maintenance" section features a "Score Method" section with the text: "Grades based on total points. The Score Method can no longer be changed due to there being a closed grading period in this Gradebook. Please contact your Administrator for assistance." Below this is a table titled "Categories Used" with columns "Category" and "Category Description". The table contains one row: "WKE" with "WORK EXPERIENCE". A blue arrow points to the "Add/Edit Categories" button in the top right corner of the table area.

| Category | Category Description |
|----------|----------------------|
| WKE | WORK EXPERIENCE |

Click on WKE (this is my) Category or can be created if you do not have one

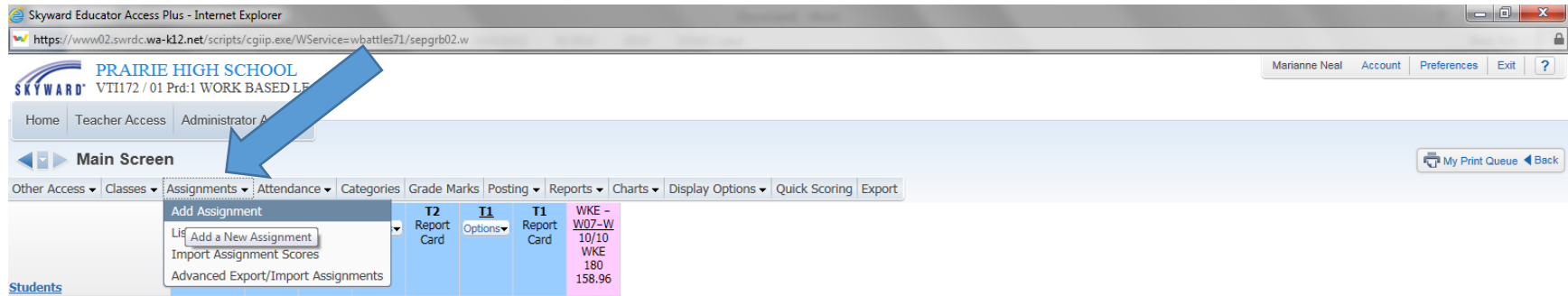
The screenshot shows a web application interface for 'Category Maintenance' and 'Category Group Maintenance'. The main window displays a list of categories with columns for 'Category', 'Category Description', and 'Include'. A blue arrow points to the 'WKE' category in the 'Category Group Maintenance' window.

Category Group Maintenance

| Category | Category Description | Include |
|----------|----------------------|--------------------------|
| ACT | Activities | <input type="checkbox"/> |
| ADV | Advertisements | <input type="checkbox"/> |
| APPL | APPLICATIONS | <input type="checkbox"/> |
| ART | ART | <input type="checkbox"/> |
| ASGN | Assignments | <input type="checkbox"/> |
| ASMT | ASSESSMENT | <input type="checkbox"/> |
| AST | Aerospace Sci | <input type="checkbox"/> |
| CALC | Calculations | <input type="checkbox"/> |
| CEI | COMMUNITY ED INTERGR | <input type="checkbox"/> |
| CHQ | Chapter Questions | <input type="checkbox"/> |
| CIT | Citizenship | <input type="checkbox"/> |
| CLN | Clean Up | <input type="checkbox"/> |
| COMP | Competencies | <input type="checkbox"/> |
| CPRE | Comprehension | <input type="checkbox"/> |
| CRWK | Course Work | <input type="checkbox"/> |
| DLY | Daily Work | <input type="checkbox"/> |
| DPC | Direct Personal Cont | <input type="checkbox"/> |
| DPRT | Daily Wrk & Particip | <input type="checkbox"/> |
| DTP | Data Processing | <input type="checkbox"/> |
| ESCI | EARTH SCIENCE | <input type="checkbox"/> |
| ESSA | Essays | <input type="checkbox"/> |
| EXAM | Exams | <input type="checkbox"/> |
| FILM | Film Notes | <input type="checkbox"/> |
| FINL | Final Exam | <input type="checkbox"/> |
| FIT | Fitness Standards | <input type="checkbox"/> |
| GPT | Group Tests/Work | <input type="checkbox"/> |
| HEA | HEALTH/PE | <input type="checkbox"/> |
| HMWK | Homework | <input type="checkbox"/> |
| INQU | INQUIRY | <input type="checkbox"/> |
| INT | Interpretive | <input type="checkbox"/> |
| INTP | Interpersonal | <input type="checkbox"/> |
| LAB | Lab | <input type="checkbox"/> |
| LET | Leadership Edu | <input type="checkbox"/> |
| LIT | LITERATURE | <input type="checkbox"/> |
| LSCI | LIFE SCIENCE | <input type="checkbox"/> |
| MAJ | Major Work | <input type="checkbox"/> |
| MATH | MATH | <input type="checkbox"/> |
| MFAC | Math Facts Fluency | <input type="checkbox"/> |
| MON | Monthly Progress | <input type="checkbox"/> |

1 records displayed

Add Assignment



Category, Description, Detailed Description and make max score 180, click on classes to add the assignment to

